


Invitation to Play

Play-doh Emotion Faces


- **Print out each page & laminate or put in a page protector (optional)**
- **Use play-doh to make the different emotions for each face**
- **Talk with the child about when they have felt each emotion, why they felt that way & how they handle it**



HAPPY




SAD



SURPRISED



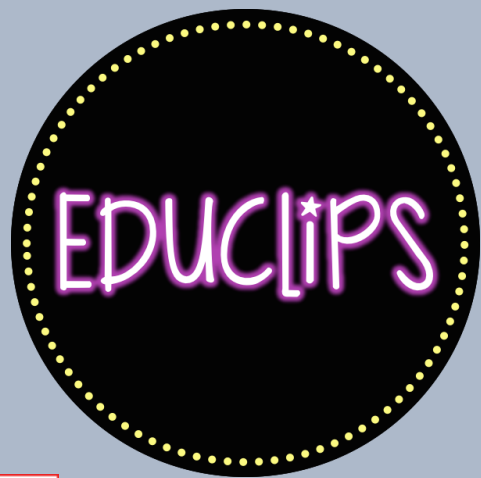
ANGRY



SILLY



The graphics for
this activity were
created by:



yoga pants & pearls
