















Penguin Sensory Bin Skill Builder Game











FREE-NO PREP

TO USE:

1. Print packet (laminates for multiple uses)
2. Cut out penguins
3. Put penguins in sensory bin (one set at a time)
4. As child picks out a penguin, they can place it on the full sheet, and find the matching letter or number and trace it









U X L R K W

A D Y M P S

I

C

E

Z

F

O

H

Q


V










B

N

J

T







u


x

l

r

k

w



a

d

g

p

s

i

y

m

e

z

f

o

c

h

q

v

n


j

t

b







10

1

7

5

19

17

13

3

4

15

14

11

9

6

2

8

18

12

20

16



The Graphics In This
Activity Were Created By:

Catherine S.

